

# Humble Beginnings

Mickey Eisenberg, Resuscitate, 2009

Chapter 6

Location, Location, Location

“If you’re going to have a cardiac arrest, where should you try NOT to be? The obvious choices would be Los Angeles, New York City, Chicago and Detroit, cities with the lowest published survival rates for cardiac arrest involving VF—7%, 5%, 3%, 1% respectively.”

# Humble Beginnings

- 2012 Illinois Department of Public Health data
  - 4% State of Illinois: “pulse” at hospital drop off
  - 2% Chicago: “pulse” at hospital drop off
- Multiple Fire Departments report < 1% “survival”
  - “load and go” protocols
  - Attitude
  - “skills fest” v. “resuscitation”



# Gotta Have a Plan

- How to engage Chicago Fire Department?
  - Hesitancy related to previous publications
  - 4 EMS Medical Directors: Region XI
  - Seattle Resuscitation Academy
- Illinois Department of Public Health
- Identifying key stakeholders



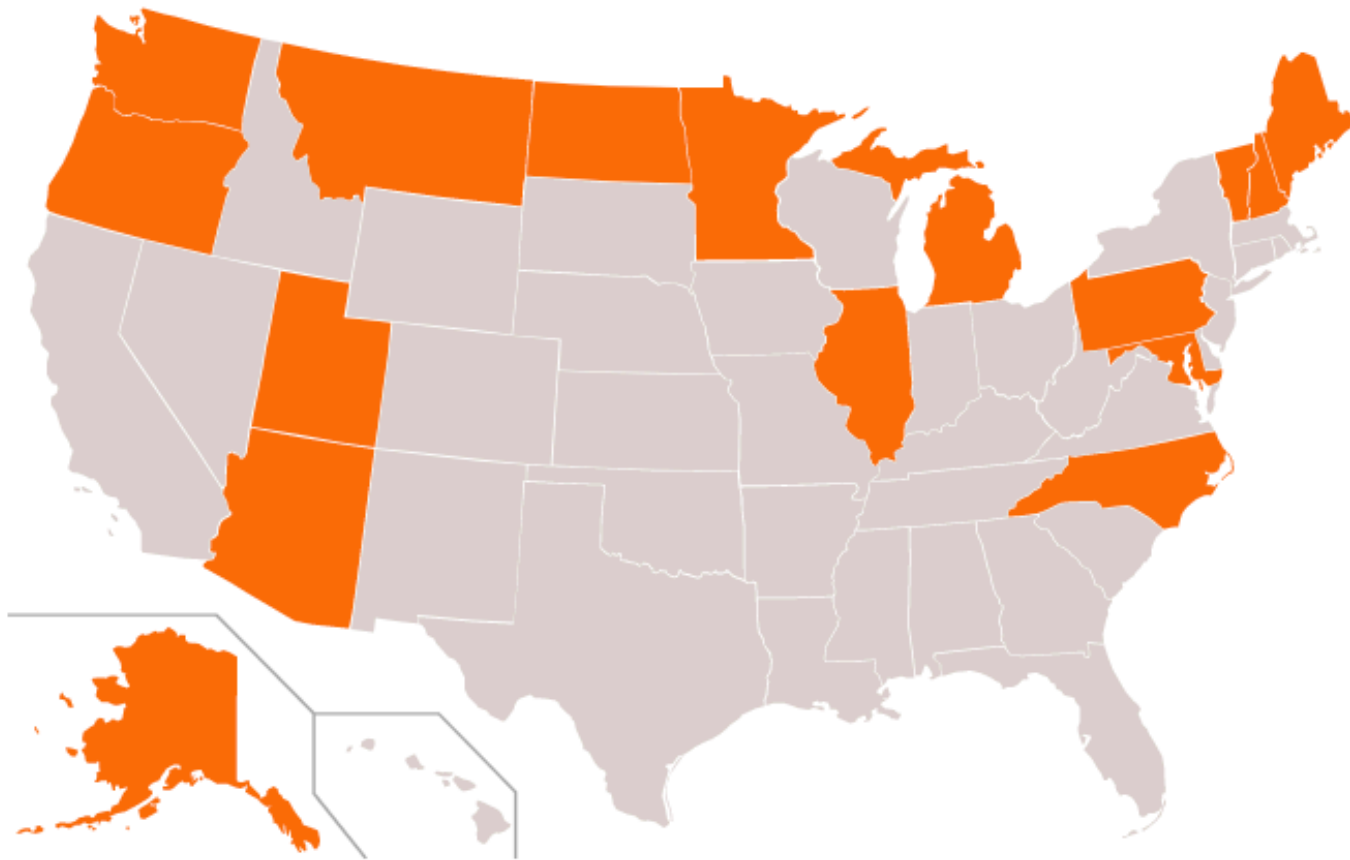
# Illinois Heart Rescue

- Illinois vied with 17 other States
- September of 2012
- Medtronic Foundation: Heart Rescue grant
  - \$2.5 million dollar grant
  - 5 years (7 years)
  - More than double neurologically intact OHCA survival

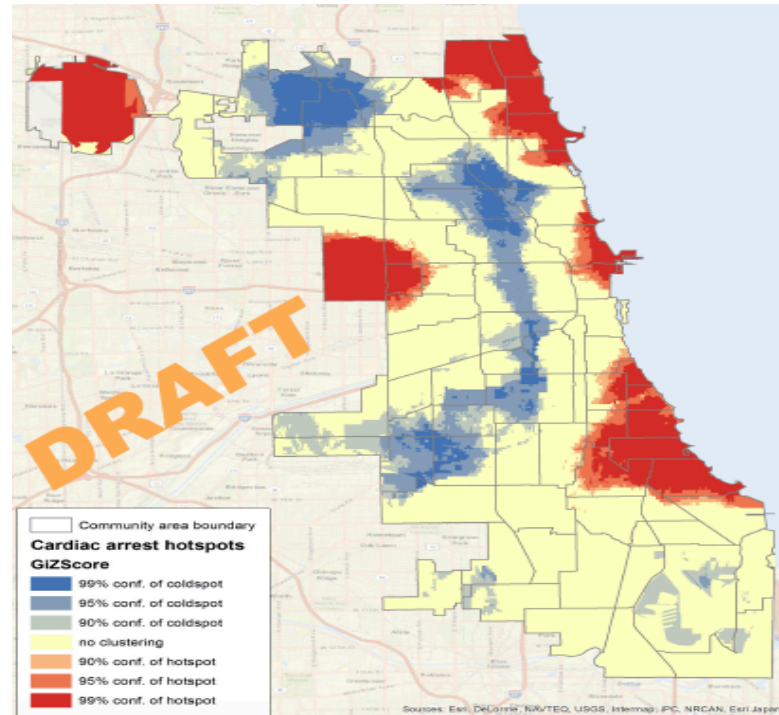




# Heart Rescue States



# Location, Location, Location




# High Level Timeline

- Chicago's approach
  - 2011: Incident Command for Cardiac Arrest protocol
  - 2012: Seattle Resuscitation Academy; CFD Simulation Center; ILHR implementation 9/2012
  - 2013: OEMC dispatch training; CFD collecting CARES; Region XI STEMI system of care
  - 2014: Dispatch protocol change; (new) TOR protocol
  - 2015: (new) ROSC and OHCA transport protocol
  - 2016: STEMI Center Targeted Temperature Management agreement/Cardiac Arrest System of Care

# What Worked

- Telephone Assisted CPR
  - Office of Emergency Medical Communication (OEMC)
  - Tremendous bump in BCPR
  - CPR Hero pins



# What Worked

- Resuscitation Academies
  - Statewide academies
  - Free education; con-ed hours; pay it forward
- Chicago Fire
  - CFD Incident Command Training
  - OHCA run reviews
  - Remediation training



# What Worked

- Identification of Hot Spot neighborhoods and communities
- Community *engagement* v. outreach
- Identification of health disparity
  - Incidence of OHCA
  - Incidence of BCPR
  - Incidence of survival
  - Incidence of CPC 1-2

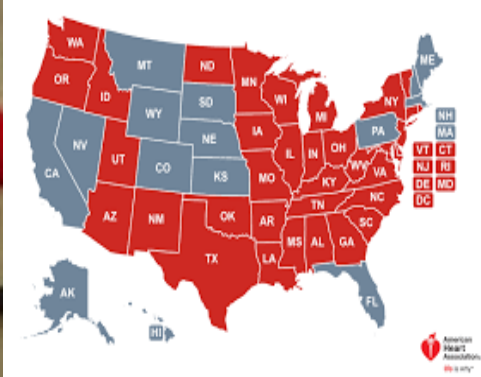


“Of all the forms of inequality,  
injustice in health care is the most shocking  
and inhumane.”

—Dr. Martin Luther King

# Taking it to the Streets

- Videos in 6 languages
- Go to where people congregate
- Large scale / high visibility trainings
- Low scale trainings
  - High commitment to pay it forward
  - Faith based organizations
  - Grass root community organizations
  - Schools
  - Park districts





# What Worked

- Public and private partnerships
- Implement sustainable interventions



# Ongoing Challenges

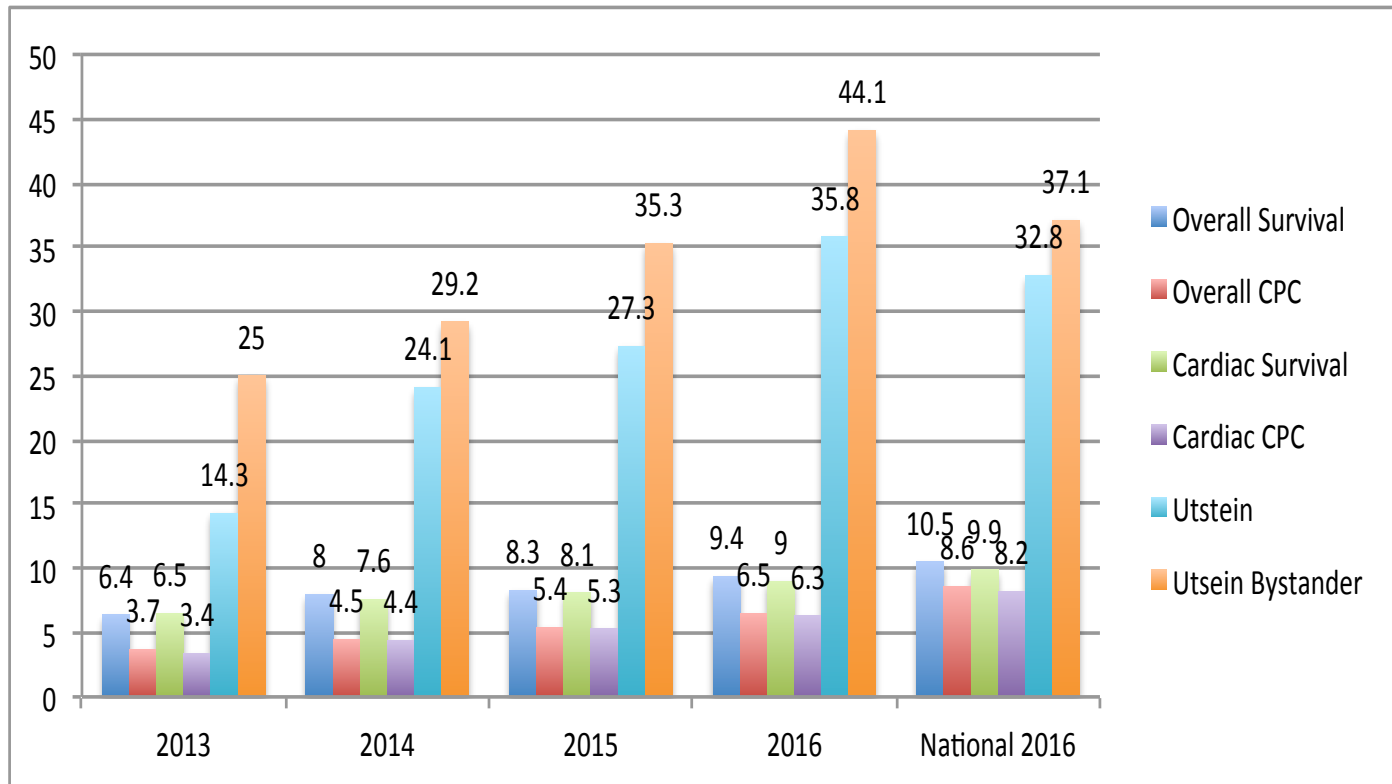
- Hospital participation in CARES
- Hospital engagement
  - Hospital Report Cards
    - Survival graphs
    - De-identified comparisons
  - Illinois Hospital Association
    - Webinars

# On Going Challenges

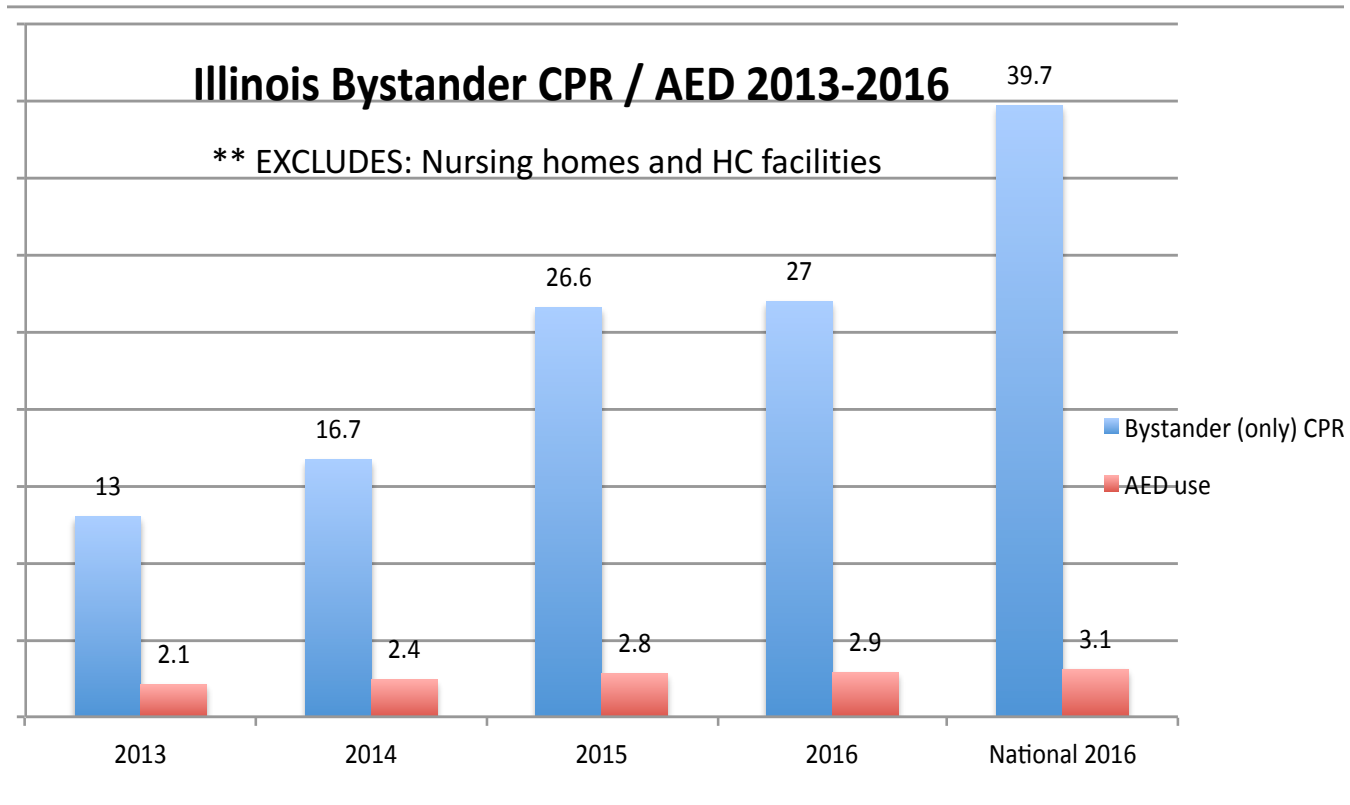
- Lauren's Law
  - Enacted in July 2014
  - Requires CPR/AED education in Illinois high schools
- The “honor system”
  - Illinois State Board of Education (ISBE)
  - No current way of validating compliance



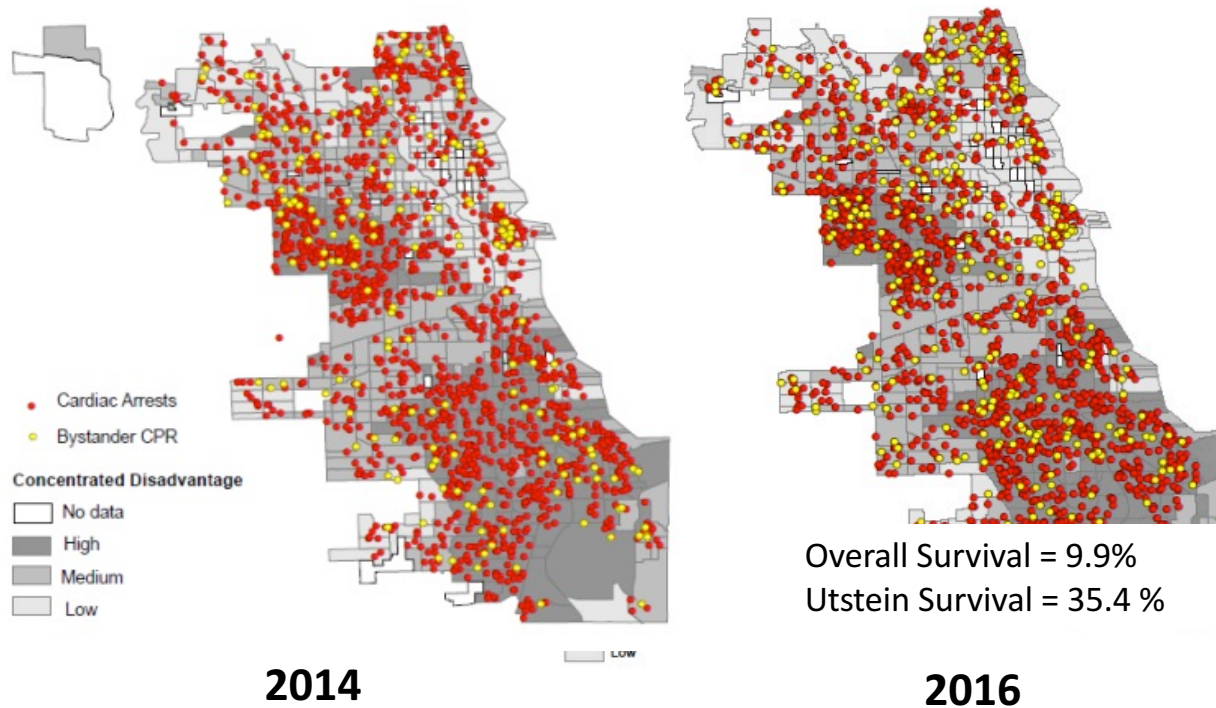
# What We Are Proud Of



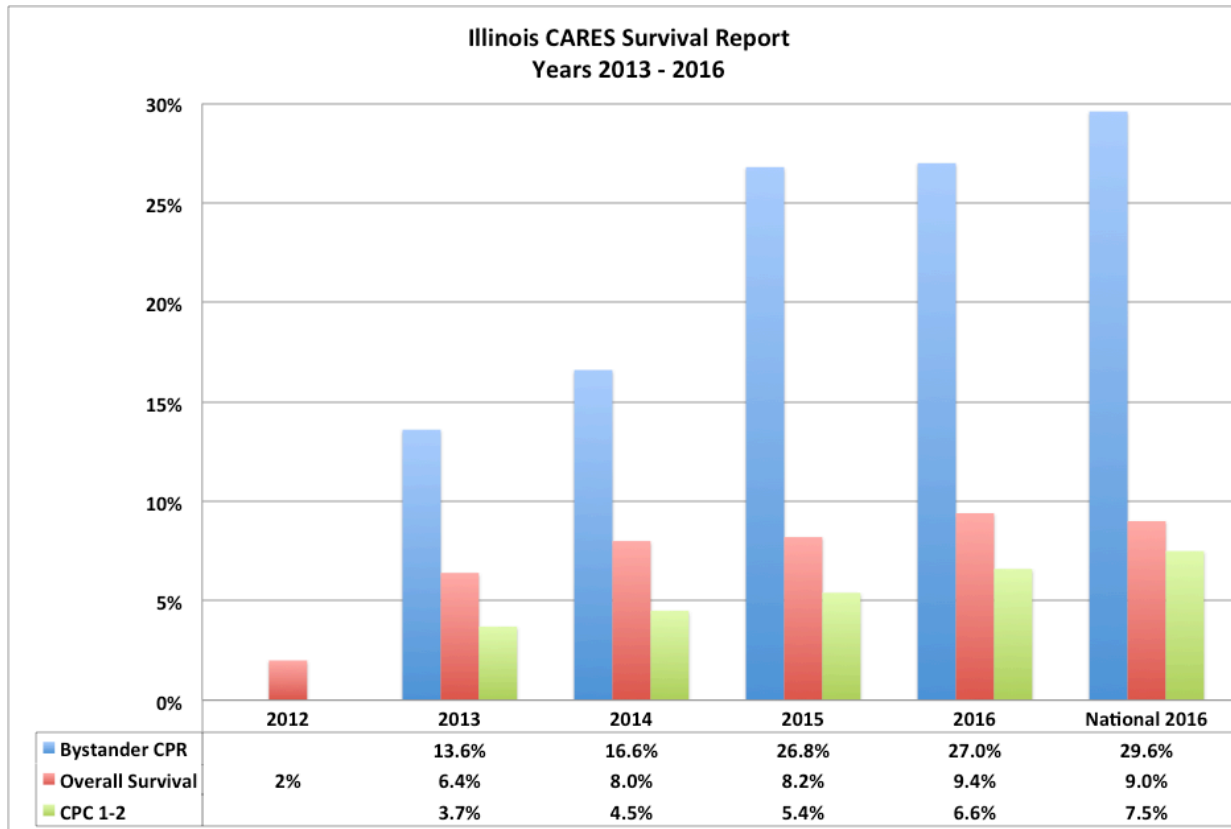
# What We Are Proud Of



# Still More Work to Do



# What We Are Proud Of



# What Does This All Mean?

- In terms of lives saved
- 2014: 112 neurologically intact lives were saved
- 2016: 219 neurologically intact lives were saved
- An increase of over 2 lives per week!
- What more motivation do you need?



# Where We Are Headed

- Proposed legislation
  - Requiring hospital participation in data collection
  - Community Needs Assessment
- CHAMPIONS
  - High school student health ambassadors
- Global Health Alliance

