



**CITIZEN CPR
FOUNDATION**

VIRTUAL SUMMIT 2020

ATTENDEE GUIDE

If you have any trouble logging in or accessing sessions, reach out to
info@citizencpr.org

ACCESS TO EVENT SITE

You will access the Citizen CPR Foundation Virtual Summit site via the unique link sent to you via email from 'Citizen CPR Foundation Virtual Summit 2020'. Please bookmark the site for future visits. If you cannot find your link or the event site, Contact info@citizencpr.org for assistance.

ACCOUNT

Edit your account profile, visit your inbox, change your preferences or logout of your account.



Award Winning



Full-motion Video



 **defibtech**
www.defibtech.com



Visit our booth for a **CHANCE TO WIN** the
Ultralite® Manikin with CPR Feedback,
PRESTAN's *virtual* and *on-the-go* training solution!

Attend a **LIVE PRODUCT DEMO**

12/8 @ 11:50AM CST

or 12/9 @ 1:50PM CST

for three chances to WIN
an Ultralite Manikin with CPR Feedback!



Visit a PRESTAN Authorized
Distributor's booth for
additional chances to WIN!

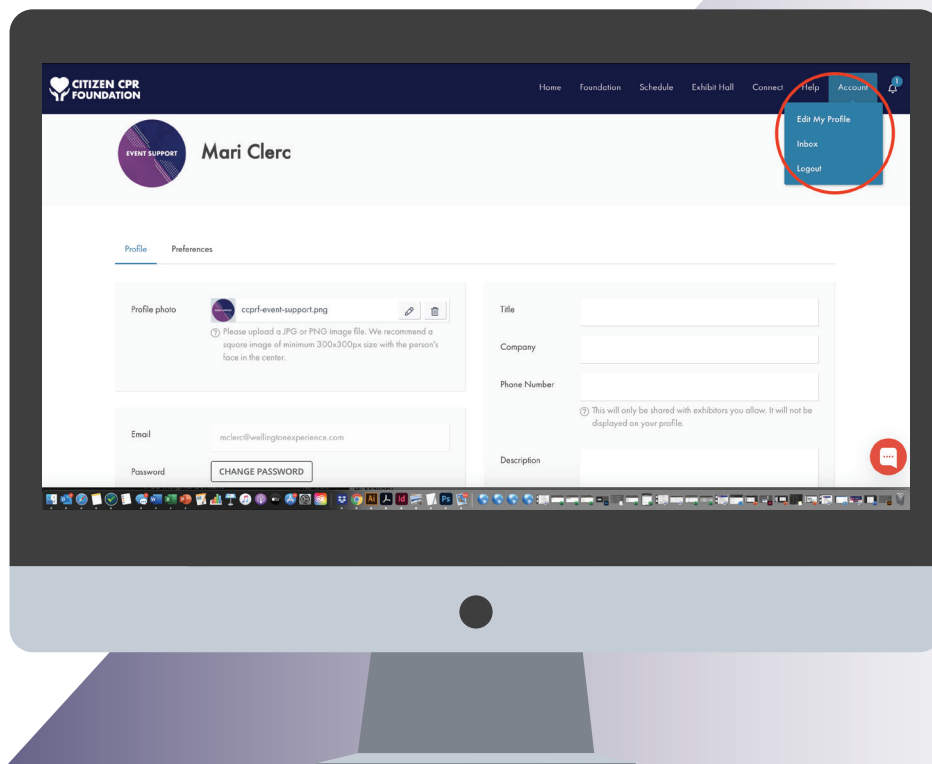


To learn more about PRESTAN, please visit www.prestanproducts.com

ACCESS TO EVENT SITE

EDIT YOUR PROFILE:

- **TO CLAIM YOUR PROFILE:** log in and set your password
- **TO COMPLETE YOUR PROFILE:**
 - Hover on Account in the Menu.
 - Click “Edit my Profile”.
 - Add additional contact information you wish to share with the other attendees (e.g. phone number, descriptive tags).
 - Add a profile photo.
- **TO ADD A PROFILE IMAGE:**
 - Click on the pencil icon next to the Profile photo section.
 - Upload an image.





American Red Cross

Resuscitation Suite



A Better Solution at a Better Price

LEARN MORE: [REDCROSS.ORG/HEALTHCARE](https://redcross.org/healthcare)



Laerdal[®]
helping save lives

Empowering CPR instructors

From bystander CPR classes to professional training programs, Laerdal's resuscitation solutions have evolved to utilize technology in order to deliver training in new ways.



Train community lifesavers online

COVID-19 changed the way CPR training is delivered. Anniewhere enables instructors to teach CPR skills online with real-time objective feedback.



Create high-performance teams

TeamReporter app combines CPR performance data and intelligent video debriefing to optimize high-performance team training.

Don't miss our Webinar on December 8th, 3pm CT "Virtual CPR Skills Assessment with Anniewhere - AHA Compliant"

ACCESS TO EVENT SITE

EDIT YOUR PROFILE:

• TO ADD CONTACT INFO:

- Click on the white section under 'phone number' and enter text.
- Click on the text box under "description" to share more about yourself and/or add descriptive tags.

• TO SAVE:

- Save your profile once you have finished filling out each section you wish by clicking on the orange 'Save' button.

• NOTIFICATIONS:

- Allow notifications to remind you when sessions start or if someone sends you a private message.
- You are automatically opted-in to receive event-specific notifications for things such as event start times and reminders, as well as receipt of private messages from other attendees.
- Opting out can be done by changing your notifications in the preferences tab on your Edit My Profile page.



CHAT WITH US AT OUR VIRTUAL BOOTH!

**& find out how to win a
Prestan Ultralite 4-pack!**

10:50–11:00 AM CST
11:50 AM–12:00 PM CST
12:50–1:00 PM CST
1:50–2:00 PM CST
2:50–3:00 PM CST

THANK YOU!


ZOLL®

PERSONAL TECH SET UP

INTERNET:

For the best experience, we recommend you join the conference using the most recent version of Google Chrome.

While other browsers work with the system including Firefox, Safari and Edge, we find that Chrome offers the best experience for most. The virtual conference site does not support Internet Explorer.



THANK YOU!



American
Heart
Association®



**Provide 24/7 Access to Life-Saving
AEDs in Your Community with SaveStation**

savestation.ca | info@savestation.ca

PERSONAL TECH SET UP

VIRTUAL INTERFACE:

The event website uses Zoom for face-to-face video meetings. While you won't need Zoom to view every session, you will if you'd like to connect 1:1 with Citizen CPR Foundation Virtual Summit Exhibitors or private meetings.

TECH SET UP:

- Please ensure that you have a working webcam and microphone built in to your computer if you plan to utilize the virtual meeting features.
- For best viewing and streaming results:
 - Turn off all bandwidth using devices (i.e. Outlook, Google Drive, Dropbox, Wrike, etc.) and close any web browsers or applications running on your computer.
 - Kindly ask any other your household or space to withhold from streaming services such as Netflix while viewing sessions.
- If you lose connection at any point of viewing a session, try to refresh your page first, then if needed restart your computer and log back into the event website and click back into the session.
- Email info@citizencpr.org at any time if you need help setting up or troubleshooting.



AEDSuperstore®

We offer a large selection of:

- Specialty and CPR Manikins
- Simulators
- Training Products
- EMS/Responder supplies
- AHA training materials

Contact us for an immediate quote
summit@aeds.com • 800.673.9781

www.AEDSuperstore.com

INNOSONIAN AMERICA

Innosonian are proud to be a Platinum Partner of the Citizen CPR Foundation

Please visit our Virtual Booth to find out more about our award winning
Brayden range of advanced CPR teaching solutions,
including the new Brayden Online system.

Brayden Online can be used in an Instructor led environment or as a
completely self-directed system – enabling quality CPR learning
whilst maintaining social distancing.

Please attend our Platinum Partner Session on
Wednesday Dec. 9th at 15:00 (Central) where we'll
be covering the **NEW** Brayden Online system and
the **NEW** Brayden Baby Pro

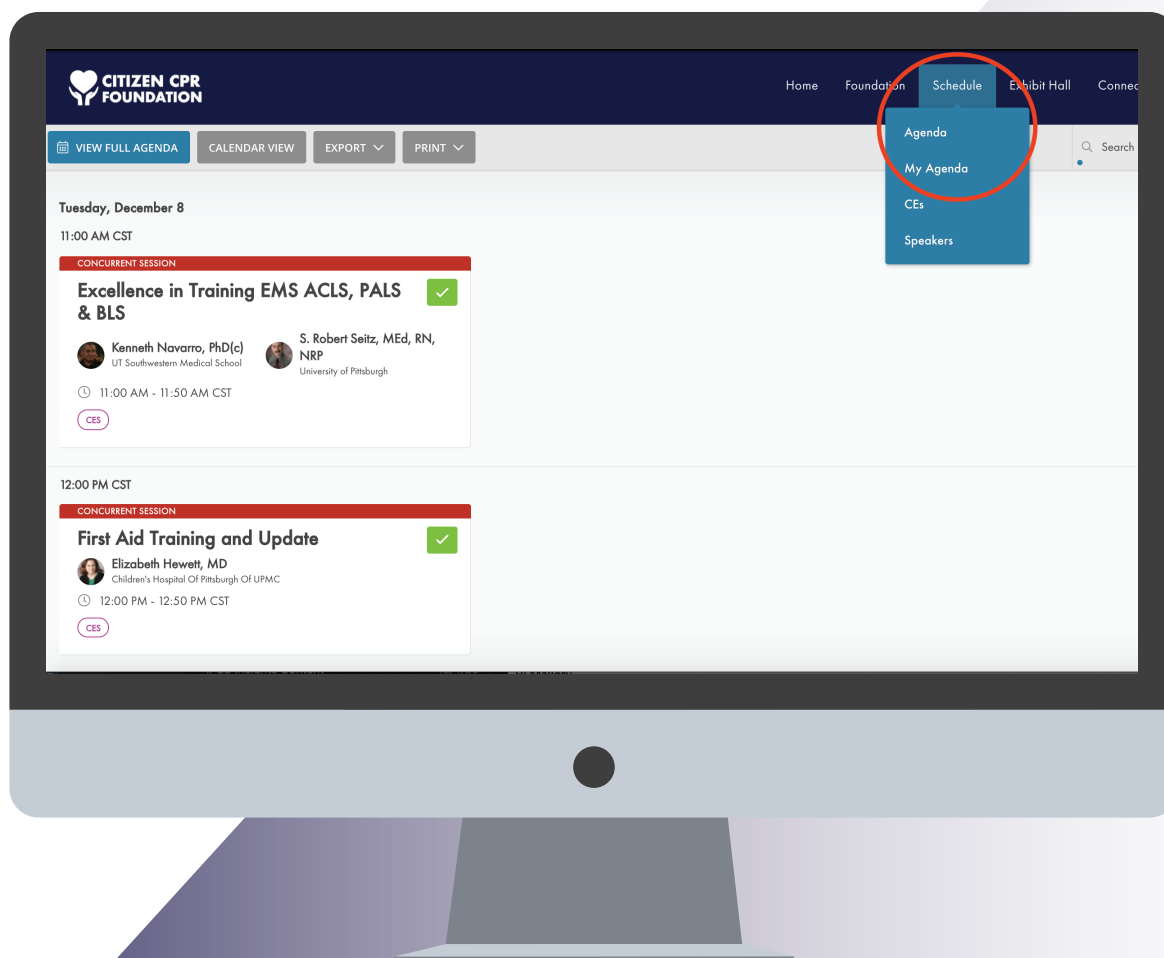


**CITIZEN CPR
FOUNDATION**
helping citizens and communities **save lives**

PLAN YOUR EVENT DAYS

CREATE YOUR PERSONALIZED AGENDA:

Visit the 'Agenda' page and create your 'My Agenda' by selecting the sessions you want to attend. Then spend some time familiarizing yourself with the Citizen CPR Foundation Virtual Summit 2020 sessions. By selecting the sessions you want to attend, your event calendar will fill out – showing other attendees your availability for one-on-one meetings. You will also be able to export your schedule and add to your personal calendar.



THANK YOU!

stryker



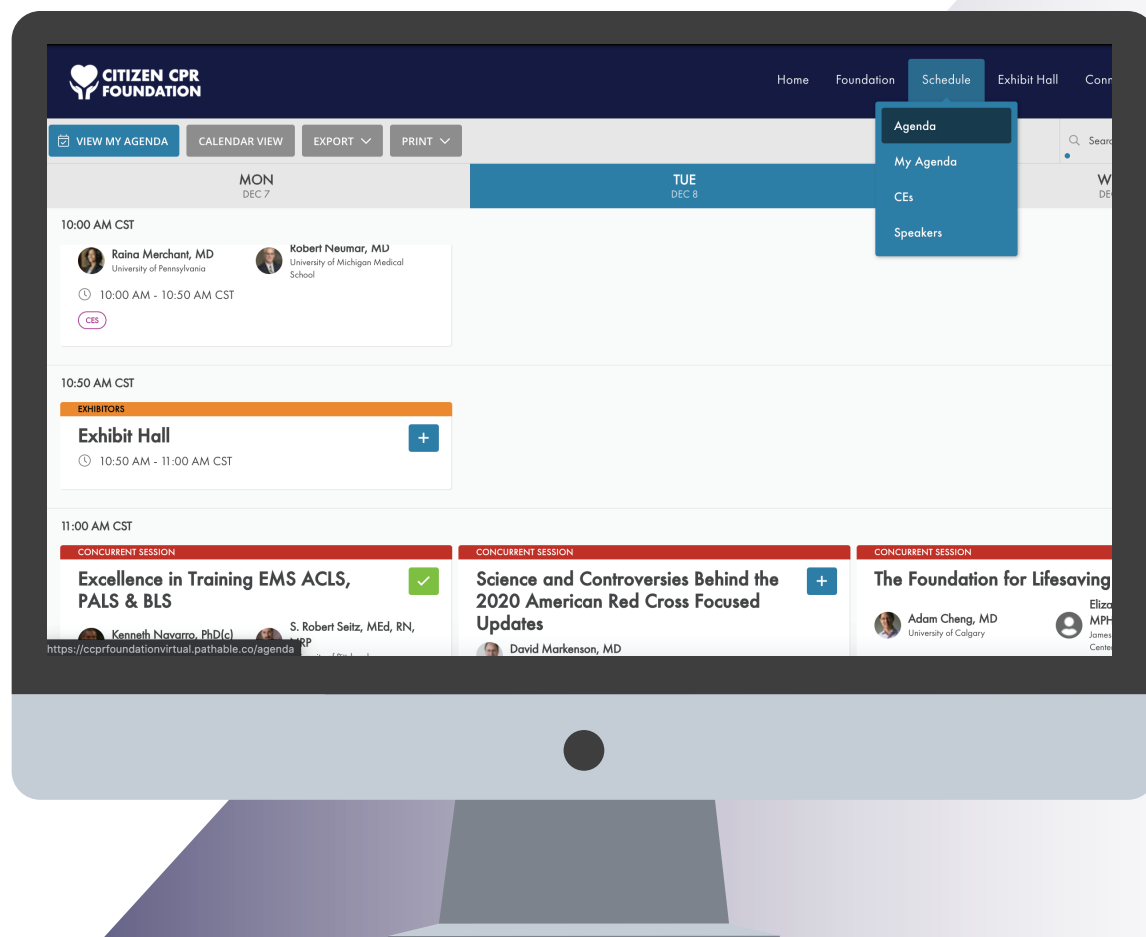
REMOTE SKILLS VERIFICATION
(RSV) ENABLES YOU TO SAFELY
CONTINUE TO PROVIDE TRAINING
AND FULL CERTIFICATION TO YOUR
CUSTOMERS



COME VISIT THE **HSI** VIRTUAL BOOTH TO LEARN MORE
ABOUT **RSV**, THE NEW **AVERT** PROGRAM, AND ENTER FOR OUR
PRESTAN ULTRALITE MANIKIN GIVEAWAY.

PLAN YOUR EVENT DAYS

- Access 'Full Agenda' under the 'Agenda' tab on the navigation menu (here you will find each day's sessions).
- To add specific sessions to your 'My Agenda' click the blue "+" box next to each session you wish to add. Once clicked, the 'blue +' will change to a green "check mark" box.
- To delete a session from 'My Agenda' - simply unclick the green 'check mark' box next to the session.



HEARTHERO

THE RUMORS ARE TRUE.

IN COLLABORATION WITH
AMERICAN COLLEGE of
CARDIOLOGY



VISIT OUR VIRTUAL BOOTH
FOR MORE INFORMATION ABOUT
BECOMING A PART OF OUR NETWORK

CPR add-on kit solution

CPR Add-on Kit is a customized upgrade kit, compatible with almost all manikin types out in the market. It can be mutually connected with various software, optimized training is possible using different software in a different training environment.

Available apps

instructor & student



High Quality
Feedback

1~6 Manikins

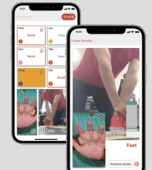
class



Mass Training

~45 Manikins

remote



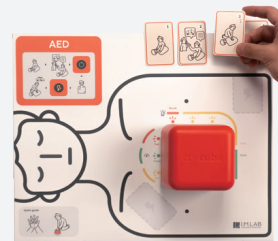
Distance Training

~6 Connections

cprcube™

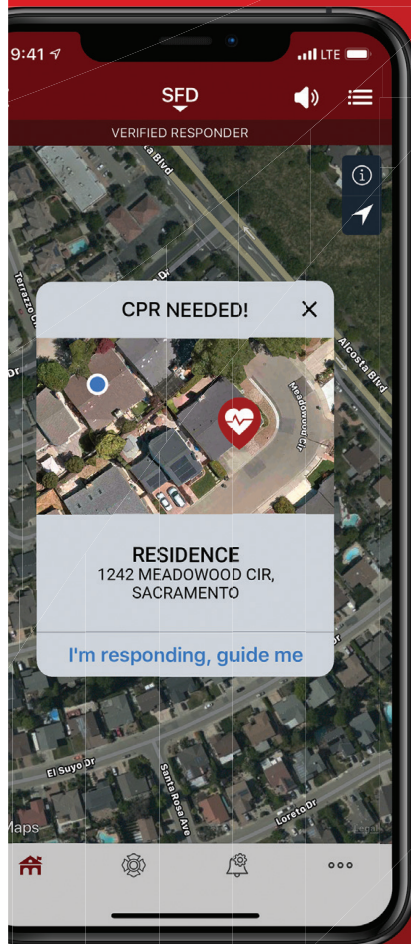
The new cprCUBE 2 & PRO are **highly portable and simple for basic Hands-only CPR training for lay rescuers**. Its distinct LED and sound feedback and educational contents, help the students to learn CPR more effective and efficient. The cprCUBE PRO can be also linked to the Remote application mentioned above so **it is suitable for instructors and students who have difficulty in face-to-face training due to the long-distance or covid19.**

LEARN MORE AT cprCUBE.com



I.M.LAB

CPRaddonkit.com / cprCUBE.com
contact@imlabworld.com



PulsePoint

Verified Responder

**ADVANCED
FUNCTIONALITY
FOR AGENCY
PERSONNEL.**

**EXPANDED
COMMUNITY
ENGAGEMENT
FOR CPR/AED
RESIDENTIAL
RESPONSE.**

Join us on 12/9 at 3 pm CT
or visit us at our booth
to learn more!

Available on the
App Store

GET IT ON
Google Play



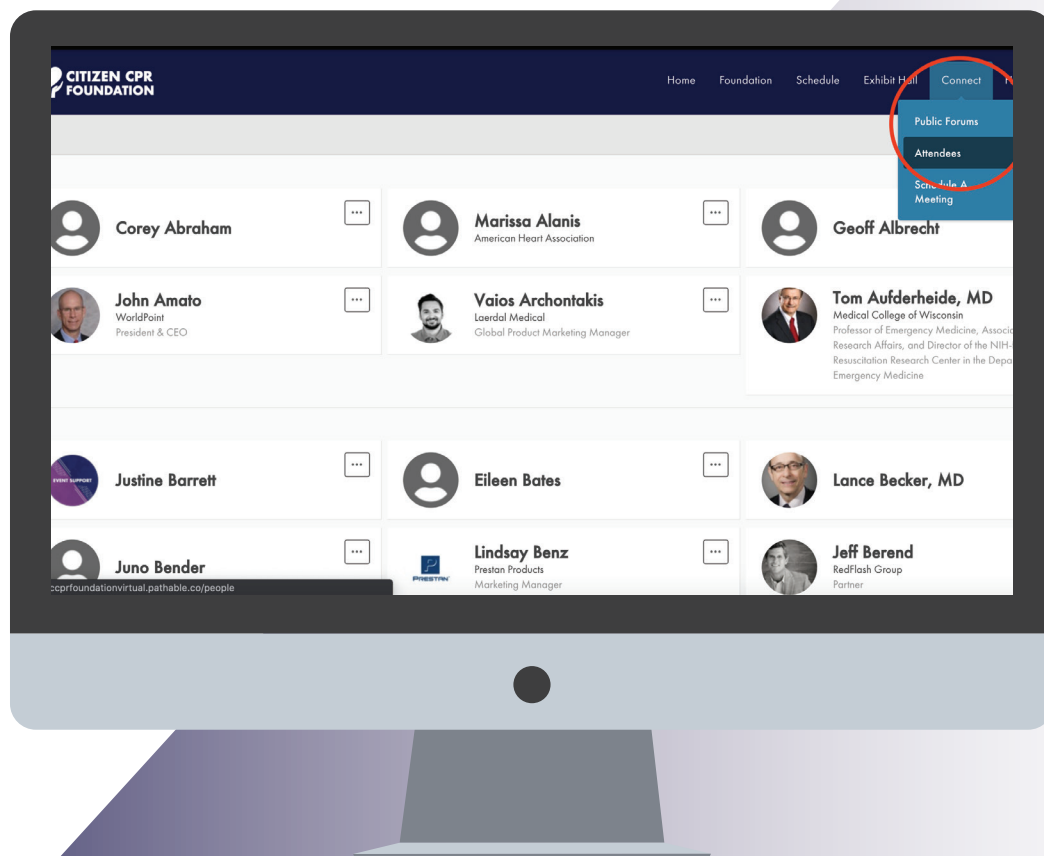
PulsePoint.org | A Public 501c3 Non-Profit Foundation

PLAN YOUR EVENT DAYS

CONNECT:

Here you will be able to find other attendee profiles, schedule a meeting with other participants, and review messages in your inbox.

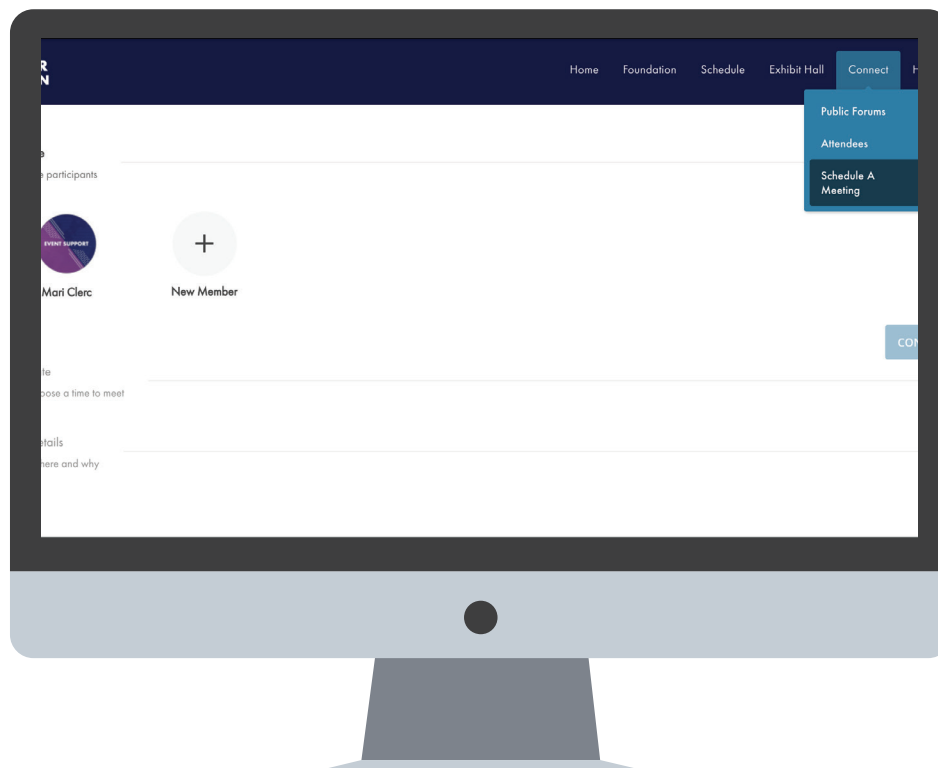
- All private messages will be in your inbox. You can start a conversation with other attendees here.
- A list of all Citizen CPR Foundation Virtual Summit 2020 event attendees can be accessed here.
- You can schedule private one-on-one video meetings with Citizen CPR Foundation Virtual Summit 2020 experts as soon as you have claimed and completed your profile.



PLAN YOUR EVENT DAYS

SCHEDULE A MEETING WITH AN ATTENDEE:

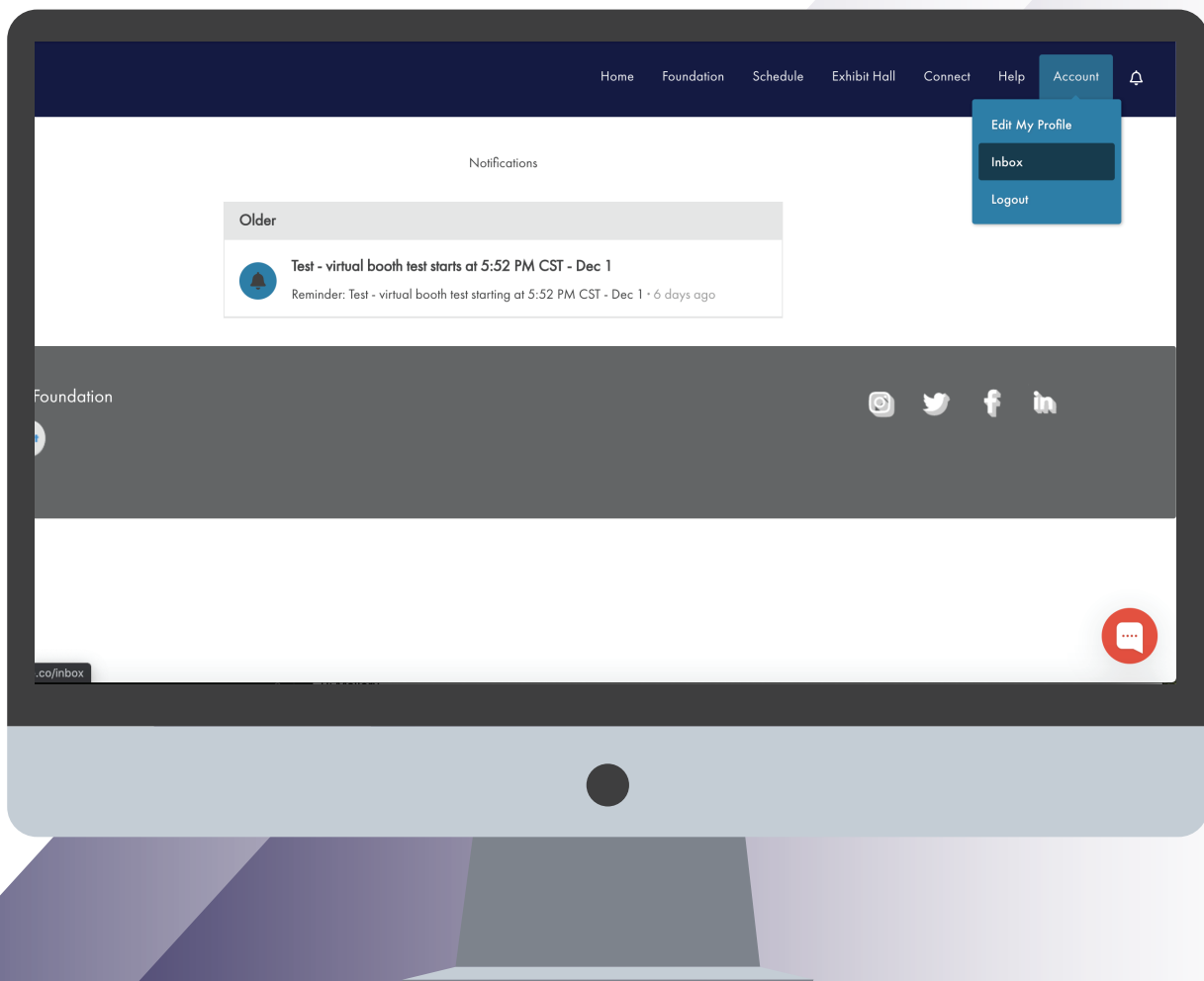
- Click 'Schedule a Meeting' Under the Connect Tab.
- Click 'New Member' to add participants.
- Click 'Continue' to choose a date and time.
- You will be able view the other person's availability when selecting a date and time.
- Insert Details.
- Click 'Send Invitation'.
- You will receive a notification once the participant(s) accepts the invitation.
- To Start the meeting: Go to 'My Agenda' > select the meeting > click 'Join Meeting'
- To Edit the meeting: Go to 'My Agenda' > select the meeting > click Edit (only the creator can modify/edit meeting details)



PLAN YOUR EVENT DAYS

ACCEPT A MEETING:

- When you are sent a meeting request, it will appear in your Next inbox.
- Click on the green 'Accept' button if you would like to meet, or the red 'Decline' button.
- Accepted meetings will appear on your 'My Agenda'.
- When it is time to join, click on the meeting through your 'My Agenda'
- Access the meeting via 'Join Live Meeting' button at the top of the page.

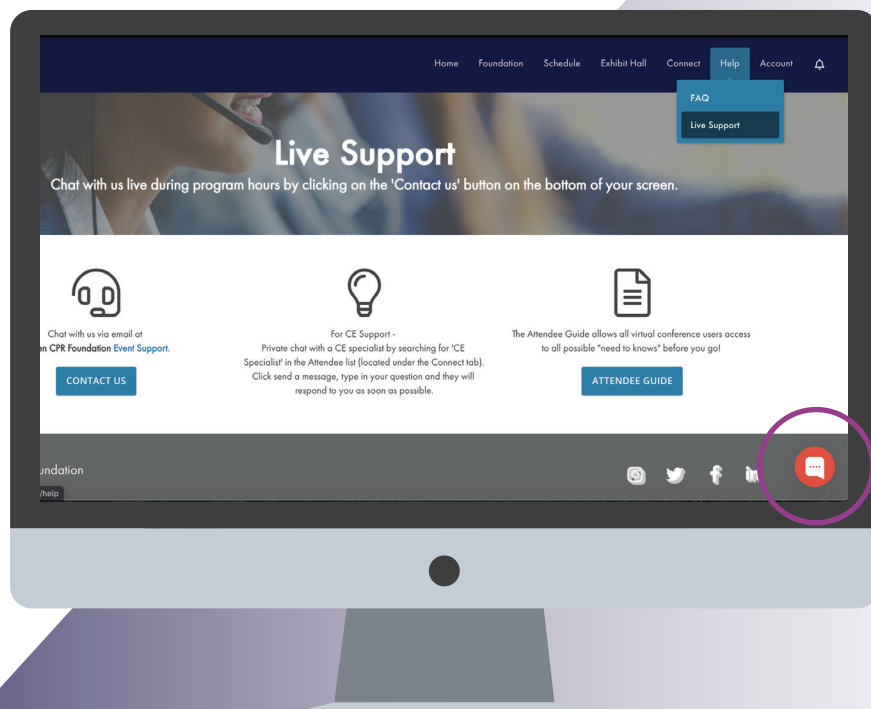


PLAN YOUR EVENT DAYS

HELP:

For event-specific website assistance:

- Event Support details and contact info (info@citizencpr.org) are found under the 'HELP' tab, as well as in the website footer. You can email event support at any time. If you send outside of office hours, your email will be addressed at the earliest possible time the next business day.
- During the event hours on December 8-9, 2020 (CST), UTC-6, live chat Event Support will be available. You may chat live with our onsite event support team by clicking the 'Red Chat Box' button in the bottom left corner - use this function if you need a question answered quickly.
- Answers to Frequently Asked Questions are available under the Help tab.

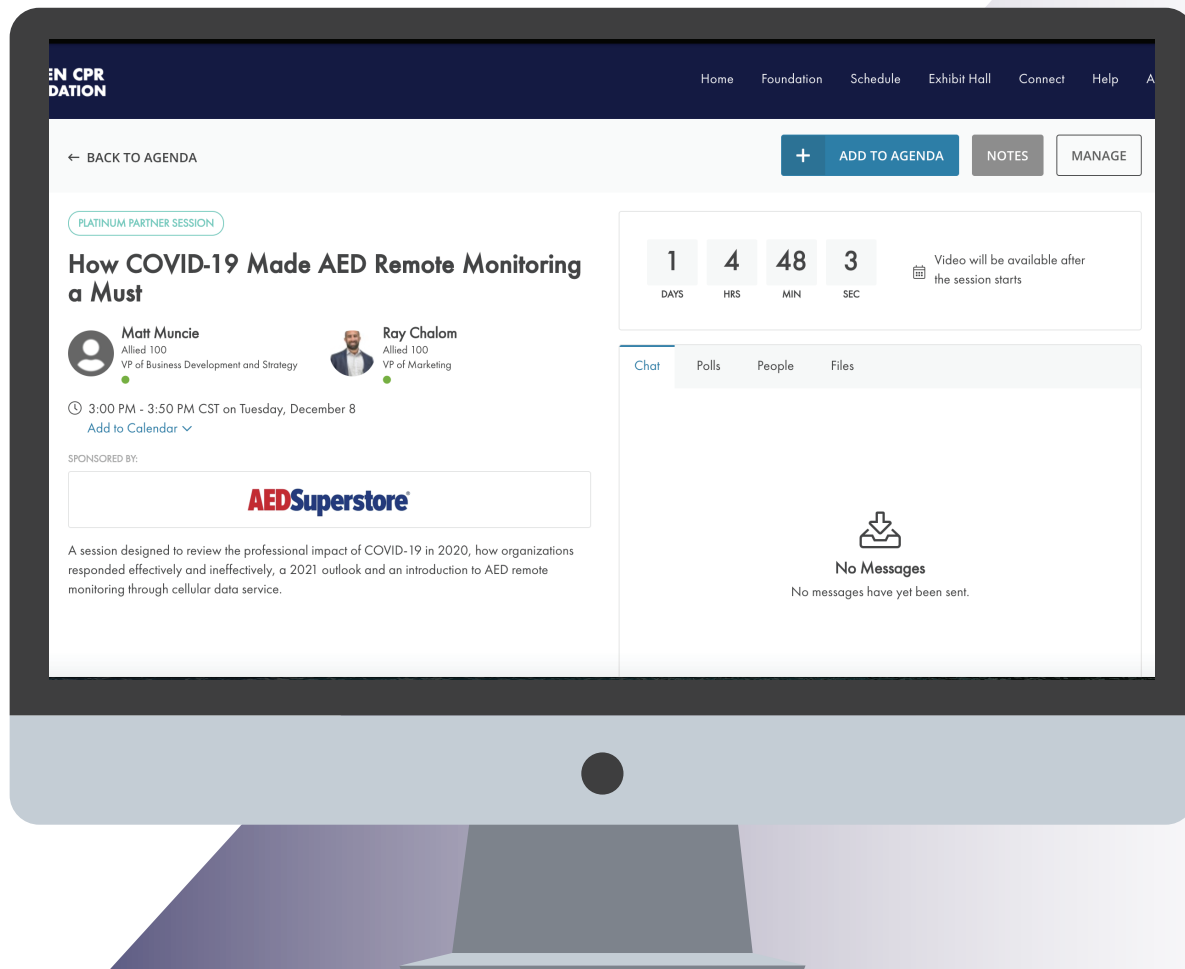


EVENT DAY INSTRUCTION

START SESSION:

To access sessions for the Citizen CPR Foundation Virtual Summit 2020, click into the session you wish to join; on the appropriate event day at the session start time.

- Go to 'My Agenda' or 'Full Agenda' under the Agenda tab.
- Click on the desired session.
- Click on the 'Join Live Meeting' button.



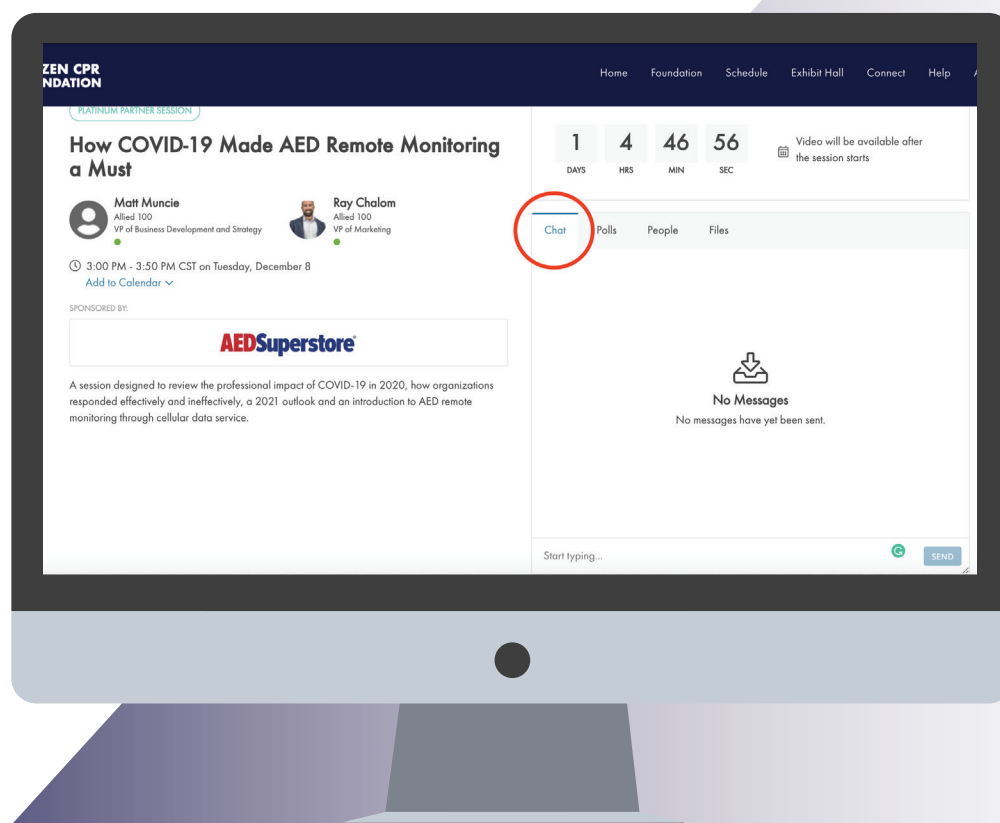
EVENT DAY INSTRUCTION

CHAT IN SESSION:

You will be able to ask questions during the session presentation by using the Chat feature, located to the right of the presentation box. Citizen CPR Foundation Virtual Summit 2020 staff will be answering your questions in real time. Some sessions will also have a live Q&A session immediately following the presentation.

- Chat using chat feature on right hand side
- Click Send

*Please note: These chats are public and viewable by all event participants.



EVENT DAY INSTRUCTION

PEOPLE, POLLS, FILES:

Located next to the 'Chat' feature, you will also find these tabs:

- **PEOPLE:** List of all participants in the session.
- **POLLS:** If applicable, poll questions will live here. Results will auto-populate once you submit your poll response.
- **FILES:** Here you will be able to access and download resource files associated with each session.

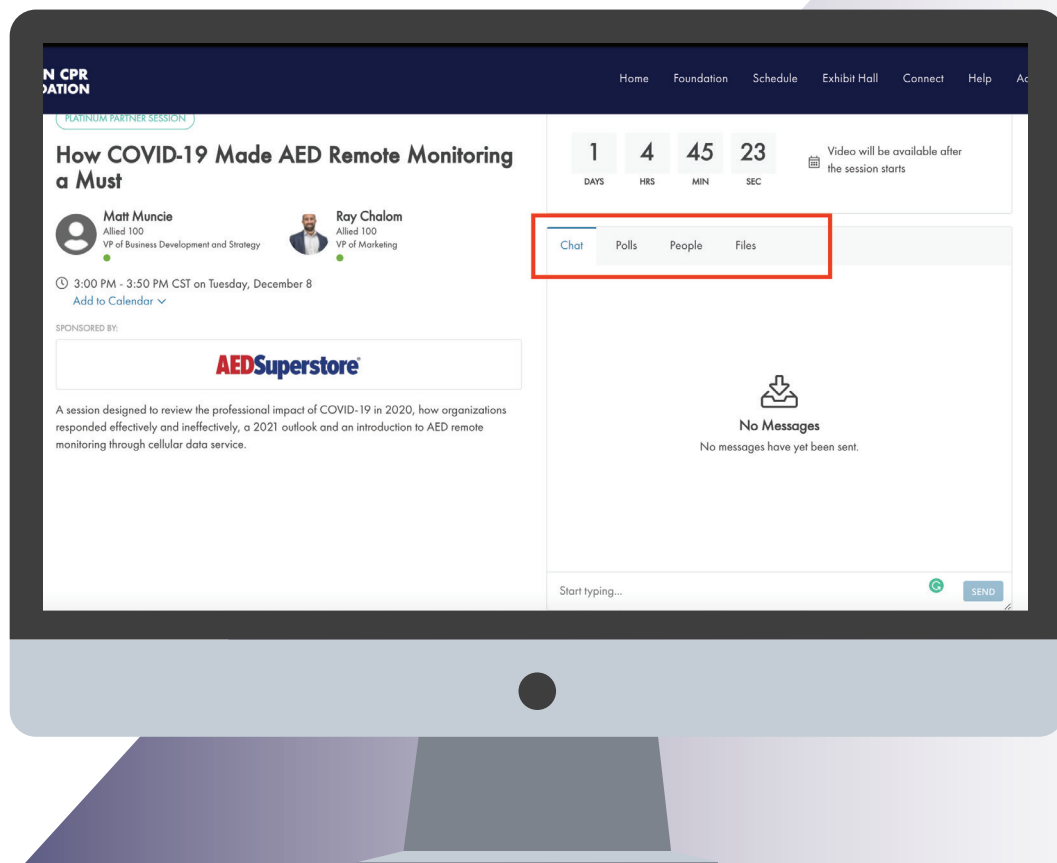


EXHIBIT HALL

Visit the Exhibit Hall to visit with our Exhibitors and Sponsors.


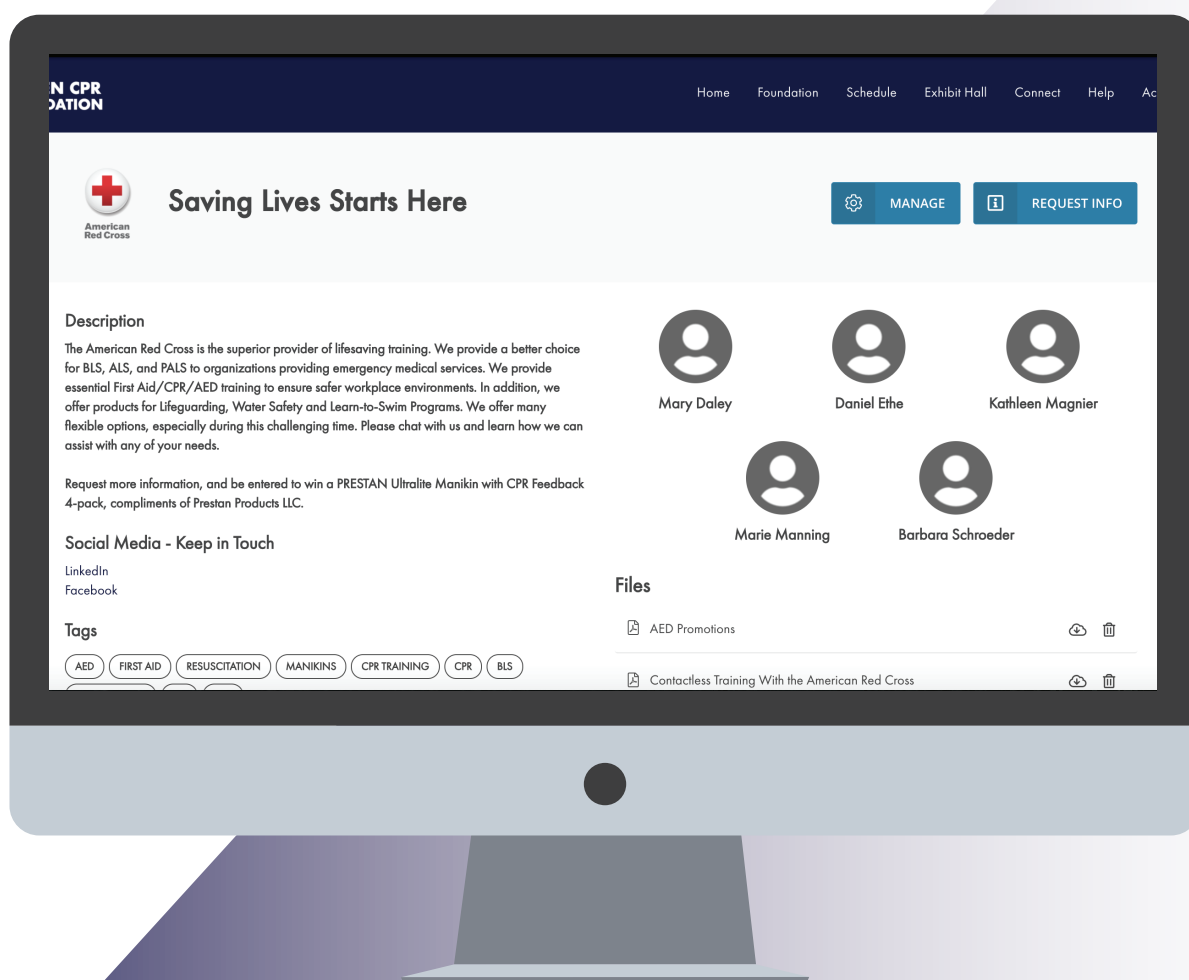


EXHIBIT HALL

- Video chat live with Exhibitors during breaks and at the Coffee with Exhibitors session on Wednesday, December 9 at 9 am CST
- View and download product files and information sheets.

Note: All booth information will continue to not live on after the conference. You can still access videos and documents, and send a message to Exhibitor Reps.





**CITIZEN CPR
FOUNDATION**

VIRTUAL SUMMIT 2020

<https://citizencpr.org/>

